




6

ACTIVITY  
Create a Wildlife Corridor

Instructions


Using a pair of scissors, cut around each of the images below then stick them on the satellite image on the whiteboard using Blu Tack to build a wildlife corridor. Make multiple copies of the images if you need to.




Shrubs




Native grasses




Seedling



Paddock tree



Nestbox



Revegetated area

Fences

